

Fig. S1. The nature of the distribution of fluid inclusions in quartz of proto-granular microstructure.




Fig. S2. The nature of the distribution of fluid inclusions in quartz of fragmentary microstructure.




Fig. S3. The nature of the distribution of fluid inclusions in quartz pseudoporphyroblast microstructure.




Fig. S4. The nature of the distribution of fluid inclusions in recrystallization grains.




Fig. S5. The nature of the distribution of fluid inclusions in quartz grain microstructure.