
334.752+339.13.012.434

: , 2017, 3 (95), . 277–297

• •

- :

,

,

-

«50

»

«

».

,

.

,

.

,

-

,

,

,

-

,

.

(

-

,

-

,

,

,

.)

(

,

,

,

.),

.

:

;

-

;

-

,

1980-
«...».

[6; 7].

[4].

«high-impact firms» («...»).

[2].

[1].

[3].

, - , -
« »).

[8]. [5],

1.

(, . .),

SC,

$$SC = 1 - \frac{N_{\text{fact}} - N_{\text{min}}}{N_{\text{max}} - N_{\text{min}}},$$

1 , : // : .-2013.- 4 (80).

$N_{\text{fact}} -$; $N_{\text{min}} -$ (; $N_{\text{max}} -$)
 (; N_{min} ; 15, 60).
 0, (0 1.)
 (1,)
 ,
 ,
 : 2015 2016 . (-)² ,
 « » 2012–2016 .³
 , (2016 . 10 ,, -
 10 ,, 2016 .
 30). , 2016 .

² .: 50 . -
 URL: <http://rbc.ru/manazine/2016/05/5716c2249a79472b85255417a> .
³ .:
 « . - URL: <http://www.ratingtechup.ru/> .

H3. -
 20 -
 , . ,
 , .
 , « »
 « » 2012 . -
 « » -
 « » -
 . «Pricewaterhouse Coopers» -
 4. 2015 . -
 « » -
 , . 2016 . -
 « » « », -
 , -
 «Pricewaterhouse Coopers». , -
 (), -
 () -
 , , -
 , , (-
).

4 .:
 « »

2015 .

() . - ,

:

• (2016 . 120 30 .
10 .);

• 15–20%;

• 5%;

• 10% ;

• 20–30%

, , -

, -

. , 2014 .250

, 60

200 .

2016 . -

67% . 100

2016 .46

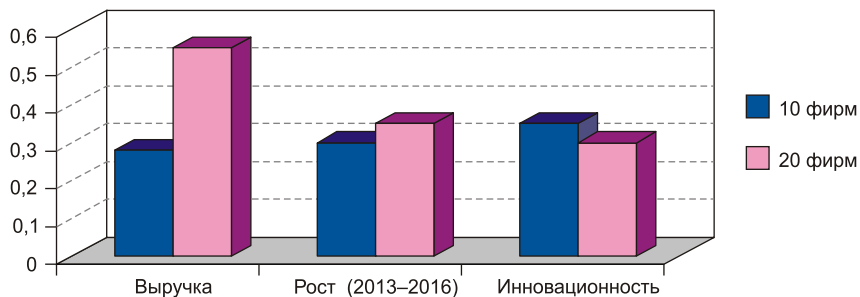
, 16 – , – , 22 –

, – , 10 – - -

: 53 – (-

,),

15 – , 12 – , 13 – , 10 2012 2016 ., 20 – 2013 2015 . 10 20 – 40 60 . 1. (H2) (0,3) (0,28), (0,35).



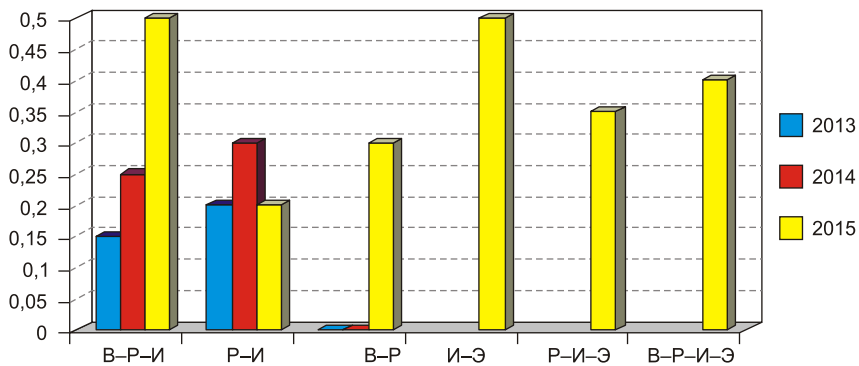
. 1.

- : ,

		(2012–2015 .)	

	0,69	0,79
	0,98	0,75
	0,69	0,79
	0,72	0,71
	0,72	0,79
	0,77	0,85

. , H3 -
 . -
 . , -
 (H1). -
 , , , -
 , , -
 , -
 , -
 , -
 , -
 : -
 , - , , ,



. 2.

2013–2015 . ()

– (–) . , –

. 2013, 2014 .

, . . . ,

. 2015 .

, , ,

(«

» 0,3). « – » (0,5)

, ,

.

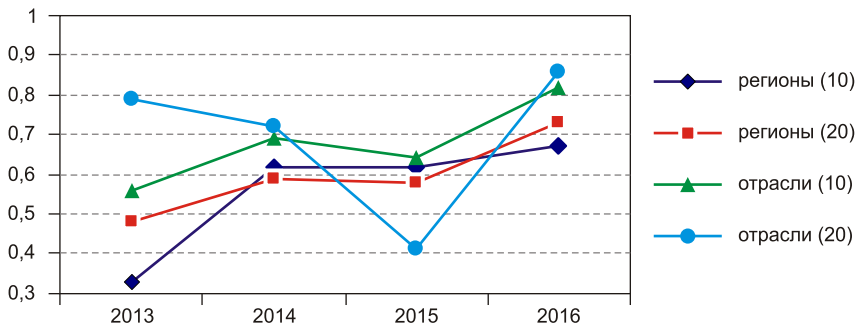
, 2016 .:

()

10 20

2015

2016

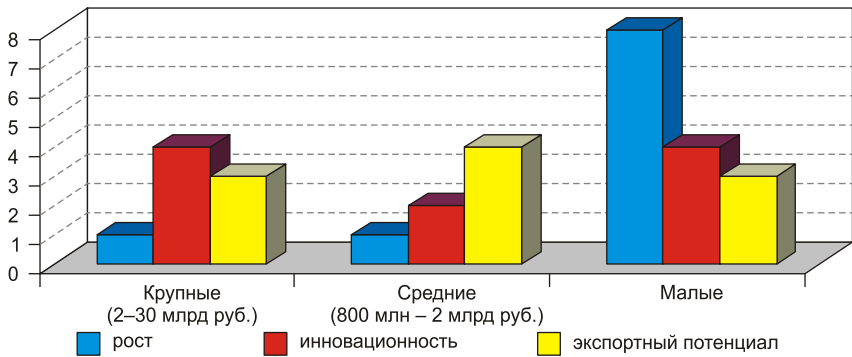


. 4.

()

:

, 2017, 3 (95)



. 5.

2016 .

« » 2016 .,

30

5

2015 2016 .⁶

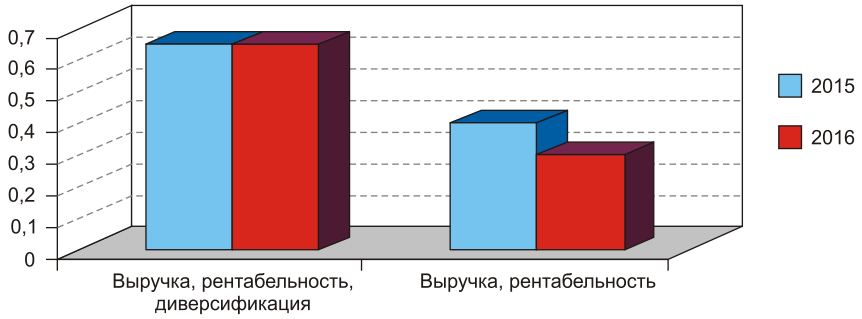
10

100

6

50

92	.	-
.	.	-
,	.	-
,	,	.
.	:	-
(,	-
),	,	-
,	.	.
50	,	,
10	.	.
,	,	-
,	,	-
(,	2015–2016 .
0,83).		.
,	—	,
	,	-
	.	,
50	,	-
; 2016 .	34	70%
.		-
,	,	.
		10
2016 .		,
,	-	,
,	-	,
»,	2016 .	«Mail.Ru Group», «
	,	«
,	»,	», -
,	»,	», «
	»,	», «
		»,



. 6.

2015 2016 ..

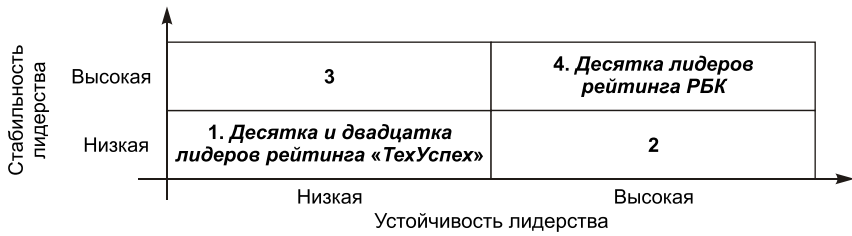
«Mail.Ru Group» «

3,8 1,8%

35 27%),

(. 6).

(. 7).



. 8.

0,5

8

1

« »
4

3,

2

-
3. . . . « » // -
- 2007. - 2. - . 85–100.
 4. *Acs Z.J., Parsons W., Tracy S.* High-Impact Firms: Gazelles Revisited. – Washington, DC: Corporate Research Board, LLC, 2008. – 92 p.
 5. *Collins N.R., Preston L.E.* Price-cost margins and industry structure // *Review of Economics and Statistics*. – 1969. – Vol. 51. – P. 271–286.
 6. *Labor Markets, Employment Policy, and Job Creation* / Ed. by L.C. Solmon, A.R. Levenson. Boulder: Westview Press, 1994. – 426 p.
 7. *Pioneers in Entrepreneurship and Small Business Research* / Ed. by H. Landström. – Springer Science, Business Media, LLC, 2010. – 380 p.
 8. *Scherer M., Ross D.* Industrial Market Structure and Economic Performance. – Boston: Houghton Mifflin Company, 1991. – 713 p.

(,) –
-
(630090,
, 17, e-mail:
yusupova@ieie.nsc.ru);
-
(630090,
-
, . , 1).

DOI: 10.15372/REG20170314

Region: Economics & Sociology, 2017, No. 3 (95), p. 277–297

A.T. Yusupova

**HIGH-TECH LEADERS: SUSTAINABILITY
OF THEIR MARKET POSITIONS, SECTORAL
AND REGIONAL CHARACTERISTICS**

The article proposes an approach to estimating sustainability and stability of company leadership, applied to analyze leading Russian high-tech firms' positions. As an empirical basis, we use data from the RBC rating of 50 largest technology companies and the TechUp National Rating. According to the article, high-tech business is characterized by large uncertainty. We justify and calculate indicators suggestive of the emergence of several stable core leaders in the short term. Stability indicators do not show any positive trends. Companies that could potentially form the leadership core will not be able to maintain their positions if developing independently; they need support and encouragement. We identify a few regions (including Moscow, St. Petersburg,

Novosibirsk, the Republic of Tatarstan, and others) and industries (biotechnology, pharmaceuticals, IT, engineering, and others) that are key to the development of high-tech business.

Keywords: high-tech business; sustainability and stability of market positions; market leadership

The publication is prepared within the framework of the project No. 17-02-00221 supported by funding from the Russian Foundation for Humanities

References

1. Medovnikov, D.S., S.D. Rozmirovich & T.K. Oganesyana. (2016). Natsionalnyy reyting rossiyskikh vysokotekhnologichnykh kompaniy «TekhUspek» 2016 [2016 TechUp National Rating for Russia's Fast-Growing High-Tech Companies]. Available at: http://www.ratingtechup.ru/upload/98902.2.RVC_techup_brochure_print_web_.pdf (date of access: 20.04.2017).
2. Simon, H. (2015). Skrytye chempiony 21 veka. Strategii uspekha neizvestnykh liderov mirovogo rynka [Hidden Champions of the 21st Century. The Success Strategies of Unknown World Market Leaders]. Moscow, KNORUS Publ., 240.
3. Yudanov, A.Yu. (2007). «Bystrye» firmy i evolyutsiya rossiyskoy ekonomiki [Fast Growing Firms («Gazelles») and the Evolution of Russian Economy]. Voprosy ekonomiki [Problems of Economics], 2, 85–100.
4. Acs, Z.J., W. Parsons & S. Tracy. (2008). High-Impact Firms: Gazelles Revisited. Washington, DC, Corporate Research Board LLC, 92.
5. Collins, N.R. & L.E. Preston. (1969). Price-cost margins and industry structure. Review of Economics and Statistics, 51, 271–286.
6. Solmon, L.C. & A.R. Levenson (Eds.). (1994). Labor Markets, Employment Policy, and Job Creation. Boulder, Westview Press, 426.
7. Landström, H. (Ed.). (2010). Pioneers in Entrepreneurship and Small Business Research. Springer Science, Business Media, LLC, 380.
8. Scherer, M. & D. Ross. (1991). Industrial Market Structure and Economic Performance. Boston, Houghton Mifflin Company Publ., 713.

Information about the author

Yusupova, Almira Talgatovna (Novosibirsk, Russia) – Doctor of Sciences (Economics), Leading Researcher at the Institute of Economics and Industrial Engineering, Siberian Branch of the Russian Academy of Sciences (17, Ac. Lavrentiev av., Novosibirsk, 630090, Russia, e-mail: yusupova@ieie.nsc.ru); Professor at Novosibirsk National Research State University (1, Pirogov st., Novosibirsk, 630090, Russia).

03.07.2017 .

© . . , 2017